



ET223T (IB)

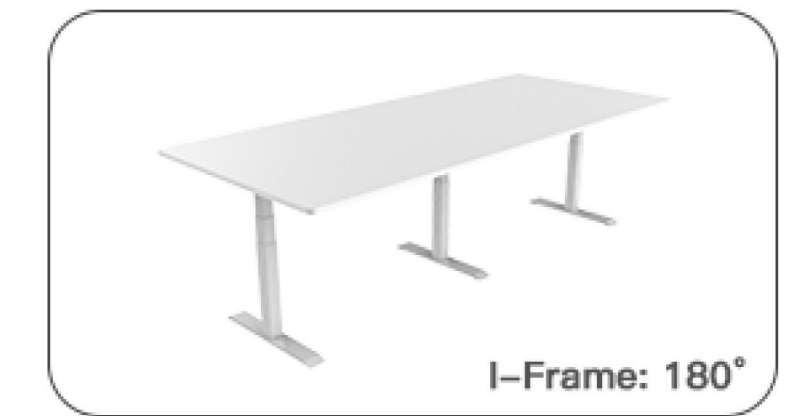
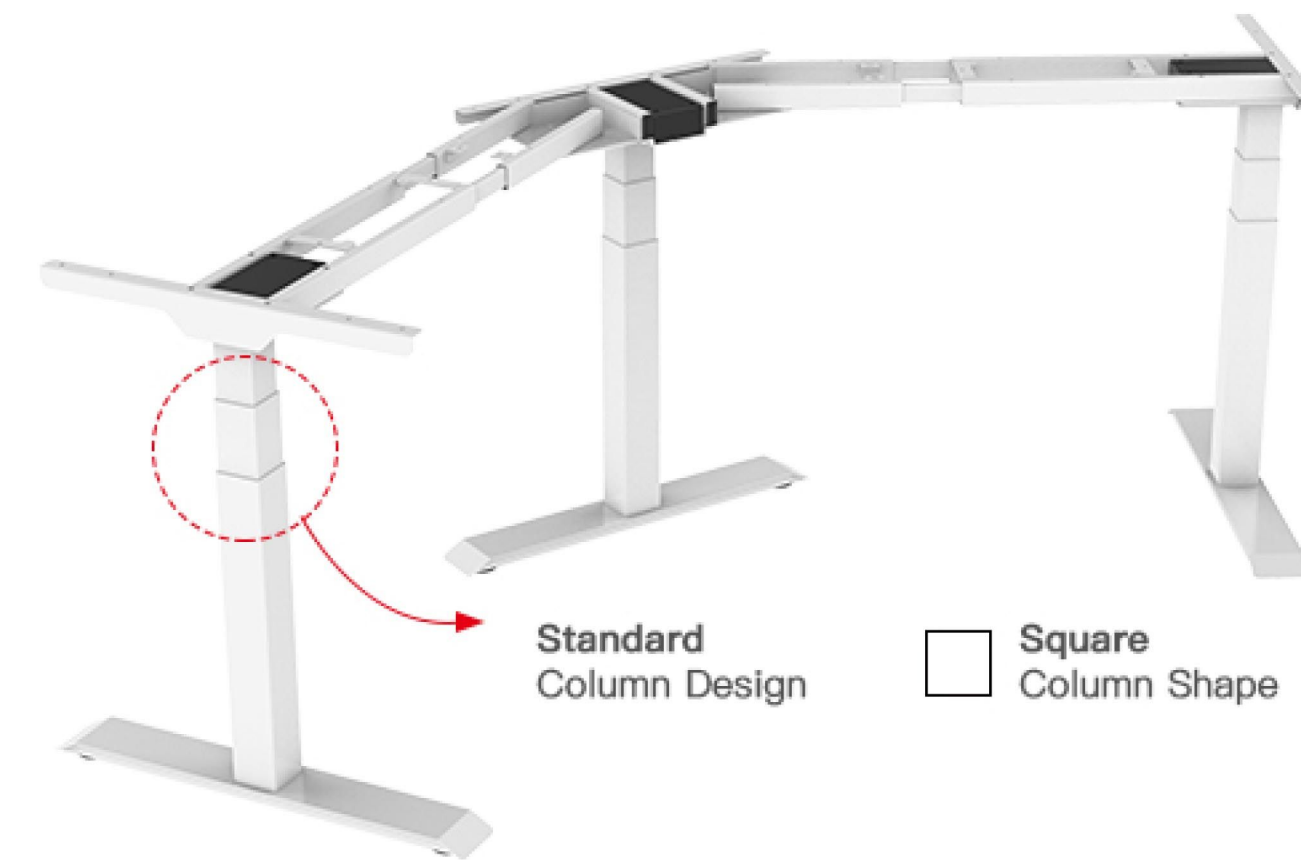
Height Adjustable Standing Desk Frame

LoctekMotion



ET223T (IB)

Height Adjustable Standing Desk Frame



Recommended Tabletop Dimensions:

90°: 51.2"-74.8"/1300-1900mm, (2 sides)

23.6"-31.5"/600-800mm

120°: 43.3"-70.9"/1100-1800mm,

23.6"-31.5"/600-800mm

180°: 66.9"-114.2"/1700-2900mm,

23.6"-39.4"/600-1000mm

Load Capacity: 330lbs/150kg

Stroke: 25.6"/650mm

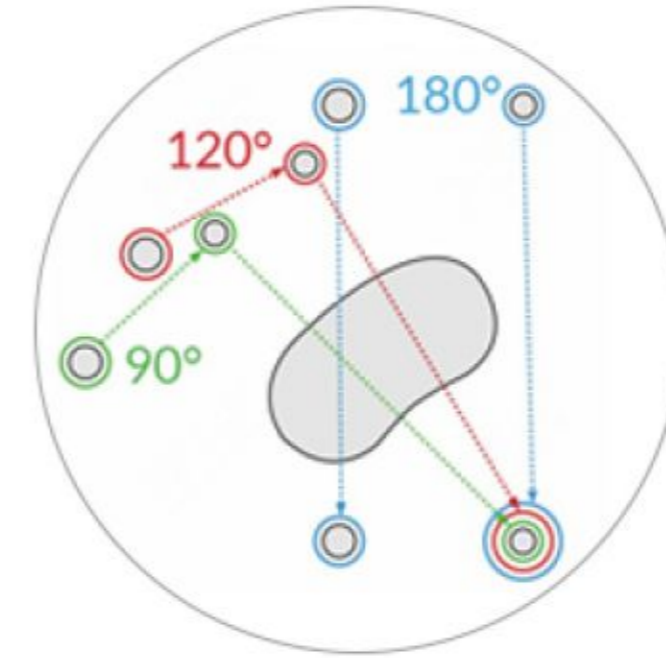
Speed: 38mm/s

Power: 100-127V/200-240V

Sound Level: <50dB

Height Range:

22.8"-48.4"/580-1230mm



ADJUSTABLE ANGLE

It can be arranged in a variety of shapes among L-shape, V-shape, and I-shape at will to suit users' preference.



PROGRAMMABLE MEMORY PRESETS

Three programmable memory presets and sit/stand reminder system(Optional).

OFFICE SOLUTIONS



OFFICE SOLUTIONS



OFFICE SOLUTIONS



OFFICE SOLUTIONS

