



THUASNE



SLEEQ Max Universal TLSO

Premium Post-Op/Post-Injury TLSO • PDAC Approved L0464

STRONG YET SLEEQ!

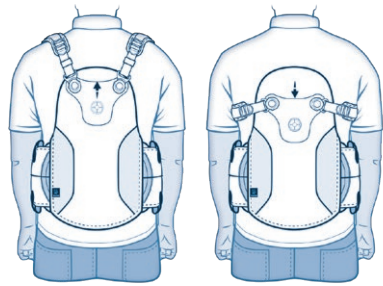
Maximum rigid control with the comfort of SLEEQ!

SLEEQ MAX is the result of extensive research, development and testing that combines the innovative SLEEQ universal brace platform with the legendary superiority of Townsend's rigid brace designs. Our team of clinical experts has designed a post-op/post-injury TLSO that delivers **Maximum Control With Minimum Effort** for both the patient and clinician.

SLEEQ MAX

Rigid Tri-Planar Control

SLEEQ MAX achieves rigid control with steel components, full circumference shell design and reinforced panels. Exceptional control for the best patient outcomes.



Over the shoulder or under axilla strapping options



Easy to Apply, Easy to Wear

"SLEEQ" is synonymous with comfort and ease of use. Max employs a simple ergonomic strap system, self molding plastics, and breathable materials to enhance the patient experience.



Simple Fitting, Max Customization

SLEEQ set the standard for universal sizing. MAX adds adjustable and modular, customizable components along with Townsend's SnapLock height adjustment.

Universal Sizing with InvisAdjust™

- Fits 26"-54" waist circumference
- EXT Extension Panel fits up to 62" waist
- Invisible tightening mechanism easily adjusts the amount of compression



MADE IN USA with the highest quality materials



Steel Sternal Bar Assembly

- Pressure relief sternal pad
- Steel upright with Townsend's SnapLock height adjustment
- Strap holder for easy donning
- Self molding steel reinforced anterior panel

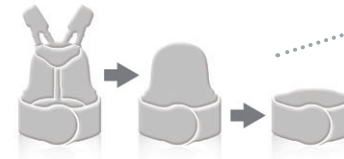


Modular Rigid Back Panel

- Movable strap buckle system; straps go over shoulder or under axilla
- Rib reinforced anatomically contoured panel with 15° lordosis
- Steps down to LSO

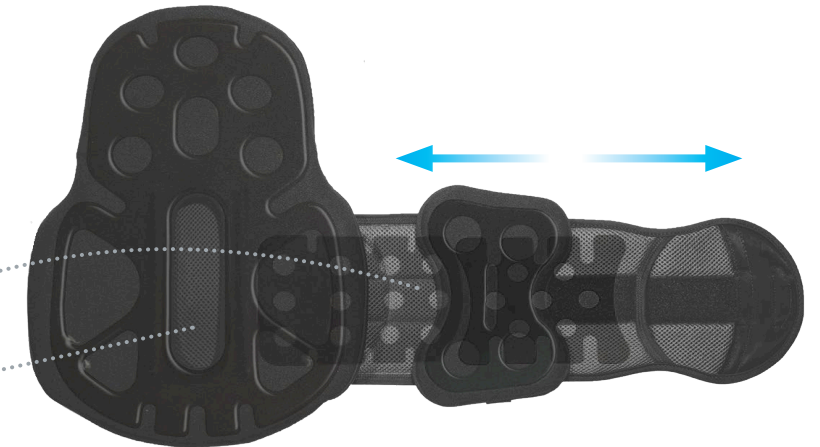


Under axilla straps maximize flexion control




Full-Circumference Shell Design

- Expandable modular wings, shells and lateral panels
- Dressing relief cutout



Modifications – Of course you can!

Meticulously designed "By Experts For Experts" to allow substantial modifications. The rigid panels can be trimmed and heat modified to adjust lordosis, add pressure reliefs or create flares. The steel upright can be bent to match anatomical contours and the wings can be angled to accommodate waist to hip ratios.



Anterior panel can be trimmed with scissors

(((SLEEQ)))

SPINAL BRACES

The SLEEQ revolutionized back bracing with its ingeniously simple approach to universal sizing, and design-focus on patient comfort, compliance and satisfaction. The SLEEQ MAX adds the rigid control of a sternal bar TLSO.

The SLEEQ Line now goes to the MAX!



MODEL	SLEEQ AP	SLEEQ AP+	SLEEQ APL	SLEEQ FLEX	SLEEQ MAX
PART #	901100	901200	901300	901400	901600
PDAC	L0627/L0642	L0631/L0648	L0637/L0650	L0456/L0457	L0464

Partner Logo Program

Your logo on every SLEEQ brace. Ask your Thuasne USA representative for details, and about other product logo opportunities.

